

GULF COAST WATER AUTHORITY
FY 2024 RATE ORDER

RECITALS

WHEREAS, the Gulf Coast Water Authority (the "Authority") is a conservation and reclamation district under the provisions of Section 59, Article XVI of the Texas Constitution created and operating under the provisions of Chapter 712, Acts of the 59th Legislature, Regular Session, 1965 (originally codified as Article 8280-339, Vernon's Texas Civil Statutes), as amended; and

WHEREAS, the Board of Directors of the Authority has determined it necessary and prudent to adjust its rates for the sale of water;

NOW THEREFORE, be it ordered by the Board of Directors of the Authority that:

ARTICLE I: FINDINGS; APPLICABILITY; EFFECTIVE DATE.

Section 1.01: Findings. Each of the recitals stated in this Rate Order are hereby adopted as findings of fact of the Board of Directors. All statutory and contractual requirements and conditions have been met for the establishment of fees, rates, and charges under this Rate Order.

Section 1.02: Applicability. This Rate Order shall be applicable to all sales of water, except for irrigation water contracts used in conjunction with agricultural use.

Section 1.03: Effective Date; Prior Resolutions or Orders. This Rate Order shall be effective immediately, provided, however, that the water rates provided for by this Order shall apply to all water delivered on or after September 1, 2023.

ARTICLE II: DEFINITIONS; INTERPRETATIONS; REFERENCES

Section 2.01: Definitions. The following terms used in this Rate Order shall have the following meanings:

"Authority" is defined in the recitals hereto and includes the legal successors or assigns of the Gulf Coast Water Authority.

"Raw Water" means and includes all untreated surface water diverted from Brazos River, Jones Creek, Oyster Creek, Chocolate Bayou, Mustang Bayou, and Halls Bayou, to which the Authority has rights, powers, and authority under or evidenced by Certificate of Adjudication Nos. 12-5168, 12-5322, and 12-5171, and Water Permit Nos. 5169 and 5357, as amended, issued by the Texas Commission on Environmental Quality or its predecessors.

"Treated Surface Water" means water that is treated and produced by the Thomas Mackey Surface Water Treatment Plant in Texas City, Texas.

"Water Contracts" means all contracts of the Authority to deliver water, and includes any amendments or supplements to any Raw Water or Treated Surface Water contract, and any substantially similar

contract or contracts hereafter entered into by the Authority with any customer relative to the sale of water (other than irrigation water contracts).

"Water Rates" shall mean the rates set forth in Exhibit A attached hereto applicable to the sale of water to customers.

Section 2.02: Interpretations. The article, section, and subsection headings of this Rate Order are included herein for convenience of reference purposes only and shall not constitute a part of this Rate Order or affect its interpretation in any respect. Except where the context otherwise requires, words imparting the singular number shall include the plural and vice versa. References to an entity refer to the legal successors of such entity, and to the board of directors, officers, or other officials of such entity where appropriate.

Section 2.03: References. Any reference in this Rate Order to a document shall mean such document and all exhibits thereto as amended or supplemented from time to time.

ARTICLE III: WATER RATES


Section 3.01: Water Rates. Unless otherwise agreed in writing, the Water Rates shall be as stated in Exhibit A attached hereto.


Section 3.02: Water Contracts. The various provisions of the Water Contracts shall govern all matters other than the prevailing rate for the sale of water, including but not limited to quality, quantity, diversion rates, diversion points, operations, repairs, maintenance, resales or exchanges, metering, billing, payment, credits against the Water Rates, collections, late fees, penalties and interest, shortages or water and force majeure, in respect of the sale of water thereunder. In the event that any provision of this Rate Order is in conflict with any provision of a Water Contract then the terms and provisions of this Rate Order shall control only with respect to the prevailing Water Rate, and the Water Contract shall control with respect to any other matter.


ARTICLE IV: FUTURE AMENDMENTS

Section 4.01: Future Amendments. As determined necessary by the Authority, the Authority reserves the right to amend from time to time: (1) the Water Rates, charges and fees contained in this Rate Order; and (2) any other terms and provisions of this Rate Order.

PASSED AND APPROVED by the Board of Directors of the Authority on June 22, 2022.


Brad Matlock, PE, President

ATTEST: 





Gulf Coast Water Authority

EXHIBIT A
2024 WATER RATES

CUSTOMER BASE	STORED WATER	O&M	CAPITAL	BOND	POWER	TOTAL COST OF SERVICE	SHANNON DEBT FUNDING	TOTAL WITH SHANNON DEBT FUNDING
Canal System - A & B and Chocolate Bayou								
A & B System	\$ 102.70	\$ 125.81	\$ 50.75	\$ -	\$ -	\$ 279.27	\$ 13.18	\$ 292.46
Pecan Grove	337.58	125.81	50.75	-	-	514.15	12.06	526.20
Juliff System	75.72	213.39	154.24	-	-	443.34	-	443.34
Texas City Reservoir								
Ashland/Topaz/Industrial Customer Group	\$ 279.27	\$ 24.32	\$ 1.11	\$ 25.73	\$ -	\$ 330.43	\$ 15.14	\$ 345.56
Thomas Mackey Water Treatment Plant	279.27	24.32	1.11	26.18	-	330.88	12.06	342.94
Texas City Industrial								
Industrial Customer Group	\$ 330.43	\$ 77.82	\$ 93.74	\$ 43.84	\$ 38.22	\$ 584.06	\$ 15.14	\$ 599.19
Texas City	330.43	77.82	93.74	-	-	501.99	12.06	514.05
Thomas Mackey Water Treatment Plant								
TMWTP Customer Group	\$ 330.88	\$ 963.33	\$ 159.36	\$ -	\$ -	\$ 1,453.57	\$ 12.06	\$ 1,465.63
Option Water								
Missouri City/Sugar Land	\$ 109.75	\$ -	\$ 58.51	\$ -	\$ -	\$ 168.26	\$ -	\$ 168.26

INTERRUPTIBLE WATER	RATE	AGRICULTURE WATER	(\$/AF)	(\$/MG)
Silvercreek Community Association	\$ 398.83	Agriculture Water	\$ 66.77	\$ 204.92
Sugar Creek Country Club	440.17			
Mainland Concrete	292.46			
First Colony Community Services (Fluor)	268.77			
First Colony Commons	292.46			
Riverbend Country Club	292.46			
Diamond K	292.46			
Mag Creek Country Club	292.46			
Texas City Golf Course	292.46			
Silver Ridge Homeowner's Association	292.46			

SPOT RAW WATER (TRUCKED)

\$1,000 minimum up to first million and \$500 per half million thereafter.

All rates are calculated in \$/MG, unless otherwise noted.



Gulf Coast Water Authority
SUPPLEMENT TO EXHIBIT A
2024 WATER RATES
RAW WATER CONVEYANCE

CUSTOMER BASE	CONTRACT QUANTITY	
	(MGD)	(\$/MG)
CANAL SYSTEM A & B		
<i>Texas City Reservoir Operations</i>	124.7990	\$ 279.27
<i>Ascend Performance Materials</i>	17.8660	279.27
<i>Ft. Bend WCID#2</i>	10.5000	279.27
<i>Missouri City</i>	20.0000	279.27
<i>Pecan Grove</i>	2.3524	514.15
<i>Sugar Land</i>	20.0000	279.27
<i>Pearland</i>	10.0000	279.27
<i>Underground Storage</i>	1.6000	279.27
CHOCOLATE BAYOU		
<i>INEOS</i>	24.0000	\$ 443.34
<i>Rice Tec</i>	0.6000	\$ 443.34
OPTION WATER		
<i>Missouri City</i>	5.0000	\$ 168.26

INTERRUPTIBLE WATER	CONTRACT QUANTITY	
	(MGD)	(\$/MG)
<i>Silvercreek Community Association</i>	0.0000	\$ 398.83
<i>Sugar Creek Country Club</i>	0.2098	440.17
<i>Mainland Concrete</i>	0.0329	292.46
<i>First Colony Community Services (Fluor)</i>	0.0803	268.77
<i>First Colony Commons</i>	0.0384	292.46
<i>Riverbend Country Club</i>	0.1370	292.46
<i>Diamond K</i>	0.0580	292.46
<i>Mag Creek Country Club</i>	0.4930	292.46
<i>Texas City Golf Course</i>	0.1096	292.46
<i>Silver Ridge Homeowner's Association</i>	0.8640	292.46

AGRICULTURE WATER	(\$/AF)	(\$/MG)
<i>Agriculture Water</i>	\$ 66.77	\$ 204.92

SPOT RAW WATER-(TRUCKED)



Gulf Coast Water Authority

**SUPPLEMENT TO EXHIBIT A
2024 WATER RATES**

RAW WATER CONVEYANCE

CONTRACT QUANTITY

\$1,000 minimum up to first million and \$500 per half million thereafter.



Gulf Coast Water Authority

**SUPPLEMENT TO EXHIBIT A
2024 WATER RATES**

TEXAS CITY RESERVOIR (TCR)

CUSTOMER BASE	(MGD)	RAW WATER CONVEYANCE (\$/MG)	O & M (\$/MG)	CAPITAL (\$/MG)	BOND * (\$/MG)	TOTAL COST (\$/MG)	SHANNON DEBT FUNDING (\$/MG)	TOTAL COST WITH SHANNON DEBT FUNDING (\$/MG)
<i>Industrial Division</i>	66.0620	\$ 279.27	\$ 24.32	\$ 1.11	\$ 25.73	\$ 330.43	\$ 15.14	\$ 345.56
<i>Ashland</i>	1.0000	279.27	24.32	1.11	25.73	330.43	15.14	345.56
<i>Topaz</i>	0.1370	279.27	24.32	1.11	25.73	330.43	15.14	345.56
<i>Thomas Mackey Water Treatment Plant</i>	57.6000	279.27	24.32	1.11	26.18	330.88	12.06	342.94

* The Thomas Mackey Water Treatments Plant provides the funds to pay for the Bond Series 2017A and the Industrial Division Customers and Ashland provide the funds to pay for the Bond Series 2017B.



Gulf Coast Water Authority
SUPPLEMENT TO EXHIBIT A
2024 WATER RATES

TEXAS CITY INDUSTRIAL (TCI)

CUSTOMER BASE	CONTRACT QUANTITY					ESTIMATED USAGE	TOTAL COST (\$/MG)	SHANNON DEBT FUNDING (\$/MG)	TOTAL COST WITH SHANNON DEBT FUNDING (\$/MG)
	(MGD)	RAW WATER CONVEYANCE (\$/MG)	O&M (\$/MG)	CAPITAL (\$/MG)	BOND (\$/MG)	POWER *			
Dow	12.391	\$ 330.43	\$ 77.82	\$ 93.74	\$ 43.84	\$ 38.22	\$ 584.06	\$ 15.14	\$ 599.19
Eastman	8.542	330.43	77.82	93.74	43.84	38.22	584.06	15.14	599.19
Valero	6.510	330.43	77.82	93.74	43.84	38.22	584.06	15.14	599.19
Blanchard Refining Company	38.600	330.43	77.82	93.74	43.84	38.22	584.06	15.14	599.19
Texas City (Highway 146)	0.019	330.43	77.82	93.74	-	-	501.99	12.06	514.05

* Power based on average of actual usage March 2022 through February 2023.



Gulf Coast Water Authority

**SUPPLEMENT TO EXHIBIT A
2024 WATER RATES**

THOMAS MACKEY WATER TREATMENT PLANT

CUSTOMER BASE	RESERVE CAPACITY			FY22 ACTUAL METERED WATER		SHANNON DEBT FUNDING (\$/MG)	AVERAGE COST BASED ON FY2022 ACTUAL MGD (\$/MG)	AVERAGE COST BASED ON CONTRACT QUANTITY (\$/MG)
	RAW WATER CONVEYANCY (MGD)	CAPITAL (\$/MG)	O & M					
			(\$/MG)					
					(MGD)			
Texas City	11.5050	330.88	159.36	6.7748	963.33	12.06	1,786.92	1,052.24
La Marque	4.0270	330.88	159.36	2.8631	963.33	12.06	1,645.45	1,169.88
WCID #1	4.1650	330.88	159.36	2.1432	963.33	12.06	1,905.81	980.68
Bacliff	1.1900	330.88	159.36	0.5868	963.33	12.06	1,946.86	959.99
Bayview	0.3880	330.88	159.36	0.1176	963.33	12.06	2,562.93	777.04
WCID #12	3.0870	330.88	159.36	0.7052	963.33	12.06	3,086.31	705.04
San Leon	1.7850	330.88	159.36	0.5915	963.33	12.06	2,426.97	804.17
League City	5.5440	330.88	159.36	1.8629	963.33	12.06	2,406.58	808.68
Galveston	20.9900	330.88	159.36	12.0080	963.33	12.06	1,811.07	1,036.08
Hitchcock	2.0000	330.88	159.36	0.7697	963.33	12.06	2,223.46	855.72
WCID #8	1.6590	330.88	159.36	0.5224	963.33	12.06	2,503.54	788.30
MUD #12	0.4500	330.88	159.36	0.2037	963.33	12.06	2,034.65	921.06
FWSD #6	0.8100	330.88	159.36	0.1955	963.33	12.06	2,972.67	717.48